

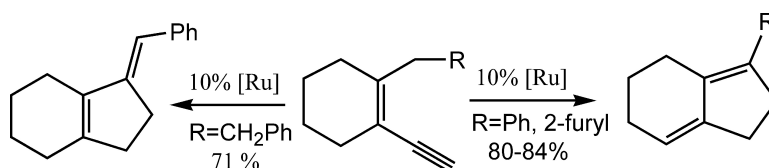
Communication

Ruthenium-Catalyzed Cycloisomerization of *cis*-3-En-1-yne to Cyclopentadiene and Related Derivatives through a 1,5-Sigmatropic Hydrogen Shift of Ruthenium–Vinylidene Intermediates

Swarup Datta, Arjan Odedra, and Rai-Shung Liu

J. Am. Chem. Soc., **2005**, 127 (33), 11606-11607 • DOI: 10.1021/ja053674o • Publication Date (Web): 27 July 2005

Downloaded from <http://pubs.acs.org> on March 25, 2009



More About This Article

Additional resources and features associated with this article are available within the HTML version:

- Supporting Information
- Links to the 9 articles that cite this article, as of the time of this article download
- Access to high resolution figures
- Links to articles and content related to this article
- Copyright permission to reproduce figures and/or text from this article

[View the Full Text HTML](#)



Ruthenium-Catalyzed Cycloisomerization of *cis*-3-En-1-yne to Cyclopentadiene and Related Derivatives through a 1,5-Sigmatropic Hydrogen Shift of Ruthenium–Vinylidene Intermediates

Swarup Datta, Arjan Odedra, and Rai-Shung Liu*

Department of Chemistry, National Tsing-Hua University, Hsinchu, Taiwan, ROC

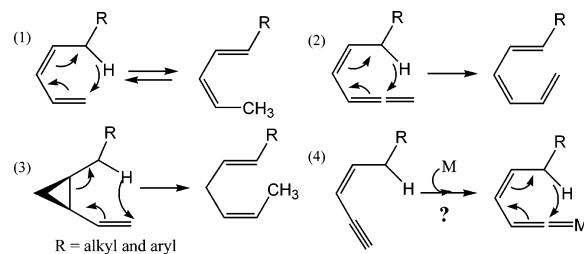
Received June 4, 2005; E-mail: rslu@mx.nthu.edu.tw.

The [1,5]-sigmatropic hydrogen shift is a useful tool in organic synthesis,^{1–4} and it has been employed frequently in the synthesis of complex bioactive molecules.¹ This process occurs very efficiently with *cis*-1,3-dienes,^{1,2} *cis*-1-alkyl-2-vinylcyclopropanes^{1,3} and *cis*-1-allen-4-enes^{1,4} at suitable conditions (Scheme 1, eqs 1–3), but it proceeds sluggishly with *cis*-3-en-1-yne even at elevated temperatures.^{3a} One possible approach to realize the [1,5]-hydrogen shift of *cis*-3-en-1-yne is to mimic the thermal rearrangement of *cis*-1-allen-4-enes, using a suitable metal species to generate metal–vinylidene intermediates (eq 4). To the best of our knowledge, examples of such reactions have never been documented, even though there is considerable interest in metal–vinylidene chemistry.⁵ On the basis of this strategy, we report here a new ruthenium-catalyzed cycloisomerization of *cis*-3-en-1-yne into cyclopentadiene and related derivatives, which are appealing building blocks to construct the skeletons of complex molecules.^{6,7}

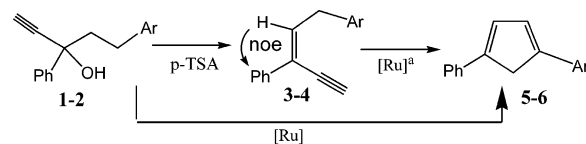
As shown in Scheme 2, treatment of 1-ethynyl-3-ols **1** and **2** with *p*-toluenesulfonic acid (*p*-TSA, 5 mol %) in hot toluene (110 °C, 12 h) gave *cis*-3-en-1-yne **3** (91%) and **4** (92%), respectively. The *cis*-configuration of enynes **3,4** was confirmed by proton NOE spectra.⁸ Heating a benzene solution (80 °C) of alcohol **1** (Ar = 2-methoxyphenyl, 0.15 M) with TpRuPPh₃(CH₃CN)₂PF₆⁹ (10 mol %, Tp = tris(1-pyrazolyl)borate) for 4 h gave cyclopentadiene **5** in 51% yield and enyne **3** (40%). At a longer period (12 h, entry 2), the desired diene **5** was obtained up to 79% yield with complete consumption of enyne **3**. Entry 3 confirms that *cis*-enyne **3** is truly the active intermediate in the cyclization of alcohol **1** to diene **5**. Heating species **3** with the catalyst (10 mol %) in benzene (80 °C, 12 h) produced diene **5** in 80% yield; structural assignment of diene **5** was based on the ¹H NOE spectra.⁸ Similarly, the alcohol **2** (Ar = 2-thienyl) and its *cis*-enyne derivative **4** were shown to be equally active in this catalytic cyclization; they each gave diene **6** in 65–66% yields (entries 4 and 5). The ruthenium catalyst has dual roles in catalytic activities: dehydration of 1-ethynyl-3-ols and cyclization of *cis*-enyne.

To examine the generality of this cycloisomerization, we used various 1-ethynyl-3-ols **7–16** (Table 1) in the catalytic cyclization because these alcohols are equally active as their dehydrated *cis*-enyne derivatives. Most of these alcohols bear aryl or heteroaryl substituents at their C(3) and C(5) carbons to ensure the formation of a single and thermally stable cyclopentadiene regioisomer.¹⁰ Entries 1–3 reveal that the C(5)-phenyl substituent of alcohols **7** was catalytically as active as their 4-MeOPh and 4-CF₃Ph analogues **8** and **9**. This ruthenium catalyst is also active in the cyclizations of alcohols **10–11** bearing a furyl group and gave cyclopentadienes **27–28** in 62–65% yields. Entries 6–8 indicate the effects of alternating the C(3)-phenyl substituent of the alcohols **12–14**; the benzene group (**12**) produces a greater yield of cyclized product than do the reactions of its 4-tolyl (**13**) and 4-CF₃Ph counterparts (**14**). The value of this cyclization is highlighted by its applicability

Scheme 1



Scheme 2



entry	reactants	conditions ^b	products ^c
1	Ar = 2-MeOPh (1)	benzene (4 h)	5 (51%); 3 (40%)
2	1	benzene (12 h)	5 (79%)
3	Ar = 2-MeOPh (3)	benzene (12 h)	5 (80%)
4	Ar = 2-thienyl (2)	benzene (12 h)	6 (65%)
5	Ar = 2-thienyl (4)	benzene (12 h)	6 (66%)

^a [Ru] = 10 mol % TpRuPPh₃(CH₃CN)₂PF₆. ^b [substrate] = 0.15 M, 80 °C. ^c Yields were reported after separation from a silica column.

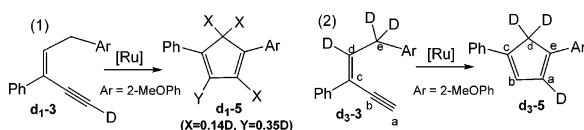
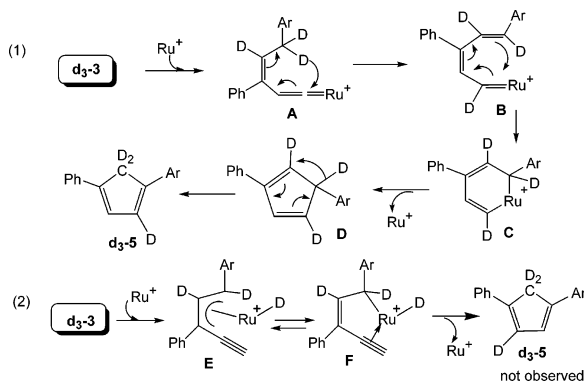
to the activation of a non-benzylic C–H bond, as represented by substrates **15** and **16**. The corresponding cyclopentene products **32** and **33** were obtained in 71% and 53% yields, respectively (entries 9 and 10). The molecular structures of cyclopentadiene **29** and cyclopentene **33** were also characterized by X-ray diffraction studies.⁸ The high efficiencies were maintained when this cyclization was applied to the synthesis of trisubstituted cyclopentene **34–35** (80–84%) and cyclopentene **36** (89%) from *cis*-enyne substrates **17–19**. Entries 14–17 show additional instances for cyclization of *cis*-enynes **20–23** via a non-benzylic C–H bond activation, and the cyclized products **37–39** and **34** were obtained in 71–79% yields. This new approach is very useful to construct bicyclic carbocyclic skeletons because only one regioisomer was formed exclusively (entries 11, 12, 14–17).

As shown in Scheme 3 (eq 1), the alkynyl deuterium of **d₁-3** produced the diene **d₁-5** bearing only 21% deuterium excess at the CH=CPh carbon. The remaining three diene protons of **d₁-5** contained a total 0.42D content according to mass analysis.¹¹ The 1,5-hydrogen shift^{2,6–7} of the cyclopentadiene framework hampers a precise interpretation of ²H NMR labeling studies. Using a highly deuterated enyne **d₃-3** circumvented this problem. Equation 2 shows the deuterium distribution of diene **d₃-5** generated from this **d₃-3** enyne. The kinetic isotope effect of the CD₂ group of **d₃-5** inhibits this 1,5-hydrogen shift.¹² Notably, one C₆D₂Ph deuterium of species

Table 1. Ruthenium-Catalyzed Cyclization of 1-Ethynyl-3-ols and *cis*-Enynes

alcohols ^a	dienes ^b	enynes ^a	dienes ^b
(1) R = H (7)	24 (70%)	(11) R = Ph (17)	34 (80%)
(2) R = OMe (8)	25 (66%)	(12) R = 2-(5-methyl-furyl) (18)	35 (84%)
(3) R = CF ₃ (9)	26 (67%)		
		(13) 19	
(4) R ¹ =R ² =H (10)	27 (62%)		36 (89%, a/b=1.8)
(5) R ¹ =R ² = -(CH=CH) ₂ - (11)	28 (65%)	(14) 20	
		(15) R = Ph (21)	37 (71%)
(6) R = Ph (12)	29 (80%)	(16) R = C=C ^t IBS (22)	
(7) R = 4-MePh (13)	30 (48%)		39 (77%)
(8) R = 4-CF ₃ Ph (14)	31 (60%)		
(9) R = H (15)	32 (71%)		
(10) R = OMe (16)	33 (53%)		

^a 10 mol % catalyst, [substrate] = 0.15 M, benzene, 80 °C, 12 h. ^b Product yields were given after separation from a silica column. ^c Diene **38** was obtained in a 10:1 mixture of two isomers, and only the major isomer was shown.

Scheme 3**Scheme 4**

d₃-**3** relocates to the CD₂ fragment of diene **d**₃-**5**, and the other deuterium is present at the C_a-carbon of **d**₃-**5**. In this transformation, the alkynyl proton of **d**₃-**3** undergoes a 1,2-shift to relocate to the C_b-carbon of **d**₃-**5**.

Scheme 4 shows a plausible mechanism to rationalize the deuterium-labeling experiments. The 1,2-shift of the alkynyl hydrogen of **d**₃-**3** indicates the formation of ruthenium-vinylidene intermediate **A**, which undergoes a subsequent 1,5-sigmatropic shift to generate ruthenacyclopenta-3,5-triene **B**. A subsequent 6π-electrocyclization¹³ of species **B** gives ruthenacyclohexa-2,4-diene species **C**. Reductive elimination of this Ru(IV)-triene species produces cyclopentadiene **D** and ultimately yields the most stable regioisomer **d**₃-**5** via a 1,5-hydrogen shift. The deuterium distribution of **d**₃-**5** in Scheme 3 precludes an involvement of ruthenium-π-allyl **E** as

a reaction intermediate, which equilibrates with its σ-allyl species **F** and would ultimately generate diene **d**₃-**5** bearing a deuterium distribution inconsistent with our observation.

Although *cis*-3-en-1-yne is a common and practical functionality,¹⁴ cycloisomerization of this moiety into a cyclopentadiene or related framework is unprecedented before our findings. Here we report that TpRuPPh₃(CH₃CN)₂PF₆ implements the cycloisomerization of unactivated *cis*-3-en-1-yne and efficiently produces stable cyclopentadiene and related derivatives. The mechanism of this cyclization is proposed to involve a [1,5]-sigmatropic hydrogen shift of ruthenium-vinylidene intermediates on the basis of deuterium-labeling experiments.

Acknowledgment. We thank the National Science Council, Taiwan, for supporting this work.

Supporting Information Available: NMR spectra, spectral data of compounds **1–39**, NMR spectra of ²H-labeled **d**₃-**3** and **d**₃-**5**, ¹H NOE spectra of **3**, **5**, **37**, and **39**, and X-ray structural data of cyclized products **29** and **33**. This material is available free of charge via the Internet at <http://pubs.acs.org>.

References

- (1) (a) Robin, M. J.; Guo, Z. O.; Samano, M. C.; Wnuk, S. F. *J. Am. Chem. Soc.* **1999**, *121*, 1425. (b) Okamura, W. H.; Aurrecoechea, J. M.; Gibbs, R. A.; Norman, A. W. *J. Org. Chem.* **1989**, *54*, 4072. (c) Chandraratna, R. A. S.; Bayerque, A. L.; Okamura, W. A. *J. Am. Chem. Soc.* **1983**, *105*, 3588.
- (2) (a) Alabugin, I. V.; Manoharan, M.; Breiner, B.; Lewis, F. D. *J. Am. Chem. Soc.* **2003**, *125*, 9329 and references therein. (b) Kless, A.; Nendel, M.; Willsey, S.; Houk, K. N. *J. Am. Chem. Soc.* **1999**, *121*, 4524. (c) Loncharich, R. J.; Houk, K. N. *J. Am. Chem. Soc.* **1988**, *110*, 2089. (d) Hess, B. A., Jr.; Baldwin, J. E. *J. Org. Chem.* **2002**, *67*, 6025. (e) Replogle, K. S.; Carpenter, B. K. *J. Am. Chem. Soc.* **1984**, *106*, 5751.
- (3) (a) Hudlicky, T.; Reed, J. W. In *Comprehensive Organic Synthesis*; Trost, B. M., Fleming, I., Eds.; Pergamon Press: Oxford, 1991; Vol. 5, Part 8.1, p 899. (b) Lin, Y.-L.; Turoso, E. *J. Am. Chem. Soc.* **1999**, *121*, 856. (c) Parziale, P. A.; Berson, J. A. *J. Am. Chem. Soc.* **1990**, *112*, 1650. (d) Spangler, C. W. *Chem. Rev.* **1976**, *76*, 187.
- (4) (a) Wu, K.-M.; Midland, M. M.; Okamura, W. H. *J. Org. Chem.* **1990**, *55*, 4381. (b) Shen, G. Y.; Tapia, R.; Okamura, W. H. *J. Am. Chem. Soc.* **1987**, *109*, 7499.
- (5) (a) Trost, B. M. *Acc. Chem. Res.* **2002**, *35*, 695. (b) Bruneau, C.; Dixneuf, P. *Acc. Chem. Res.* **1999**, *32*, 311. (c) Bruneau, C. *Top. Organomet. Chem.* **2004**, *11*, 125.
- (6) (a) Winterfeldt, E. *Chem. Rev.* **1993**, *93*, 827. (b) Corey, E. J.; Cheng X.-M. *The Logic of Chemical Synthesis*; Wiley: New York, 1989; Chapter 7, p 249.
- (7) (a) Walters, M. A.; Arcand, H. R. *J. Org. Chem.* **1996**, *61*, 1478. (b) Leach, A. G.; Goldstein, E.; Houk, K. N. *J. Am. Chem. Soc.* **2003**, *125*, 8330.
- (8) The ¹H NOE spectra of compounds **3**, **5**, **37**, and **39** and X-ray diffraction studies of compounds **29** and **33** are provided in Supporting Information.
- (9) For formation of metal-vinylidene intermediates using this catalyst, see: Lian, J.-J.; Odedra, A.; Wu, C.-J.; Liu, R.-S. *J. Am. Chem. Soc.* **2005**, *127*, 4186 and our related work cited therein.
- (10) Substituted cyclopentadienes readily undergo a [1,5]-hydrogen shift and form several regioisomers. In this study, the aromatic substituent of cyclized products tends to conjugate with diene functionality to give one single regioisomer, which is inactive toward intramolecular [4+2]-cycloaddition under catalytic conditions.
- (11) The **d**₁-**5** and **d**₃-**5** samples were obtained at catalytic reactions at 30% conversion level (80 °C, 3 h). In the case of sample **d**₁-**5**, a loss of 23% deuterium content is caused by the proton exchange of the alkynyl proton of species **d**₁-**5** with residual water. This is a common phenomenon for metal-vinylidene chemistry; see our related work.⁹
- (12) Heating diene **d**₃-**5** in hot benzene (80 °C, 16 h) led to a 96% and 91% recovery of this sample in the absence and presence of ruthenium catalyst, respectively. Its C_b-H proton content was decreased to 0.55H and 0.46H, respectively.
- (13) (a) Maier, G. *Angew. Chem., Int. Ed. Engl.* **1967**, *6*, 402. (b) Tessier, P. L.; Nguyen, N.; Clay, M. D.; Fallis, A. G. *Org. Lett.* **2005**, *7*, 767. (c) Rautenstrauch, V. *J. Org. Chem.* **1984**, *49*, 950.
- (14) For metal-catalyzed reactions of 3-en-1-yne, see (a) Saito, S.; Yamamoto, Y. *Chem. Rev.* **2000**, *100*, 2901. (b) Nieto-Oberhuber, C.; Lopez, S.; Echavarren, A. M. *J. Am. Chem. Soc.* **2005**, *127*, 6178. (c) Saito, S.; Ohmori, O.; Yamamoto, Y. *Org. Lett.* **2000**, *2*, 3853.

JA053674O